

## Fourth Grade: Lesson Ten

### What We Believe

#### Lesson Objective:

As disciples, we are called to live what we believe. These outcomes will help the children understand the Church's beliefs by studying the creeds and major doctrines of the Blessed Virgin Mary. Children should understand that these creeds and doctrines were written to clarify peoples' misunderstandings about the Church. Misunderstandings continue today and that is why it is important to know what we believe and why.

#### Learning Outcomes: Students will ...

- Define creed as a statement of belief (CCC 187).
- Understand that the Apostles' Creed and the Nicene Creed are a list of the basic truths of the Catholic Church (CCC following 184: The Credo, 185-1065).
- Explain basic beliefs of Catholics using the Apostles' Creed and Nicene Creed (CCC following 184: The Credo, 185-1065).
- State that at the Resurrection we will experience the most perfect communion with God and with others.
- Identify and discuss major doctrines and dogmas related to the Blessed Virgin Mary (Immaculate Conception, Annunciation and Assumption) (CCC 966).3-5.
- Participation in Marian devotions: The Rosary; Our Lady of Lourdes, Fatima, Guadalupe, Częstochowa, Consecration, Miraculous Medal, Scapulars. Etc.

#### Materials Needed:

- Prayer space items, Bibles, pencils, crayons, scissors, yarn, paper plates and whole punch (if making the Trinity Mobile craft),
- Copies needed: Nicene Creed Activity, 4 Dogmas of Mary coloring page, Trinity Mobile Activity, and the Nicene Creed words printable.


#### As Students Enter class:

- Last class we discussed how people become saints and what a saint really is. Consider providing a blank sheet of paper and ask students to draw, sketch, and label what they think a saint is. Provide sharing time after class prayer.


- Another idea is if your students did not finish their report about a saint from the last class, they could do so at this time.

#### Beginning of Class:

- Gather students around your prayer space. Remember to show reverence when we pray, as we are the role models for our students.
- Ask Jesus to guide your learning today and open our hearts and minds to hear your word and to learn more about our faith.

Lesson Order	Implementation Ideas
Lesson 10 Video	<p>This video is 2:48 in length.</p> <p>Highlights: Carla reviews the last lesson and how the church began at Pentecost. The Holy Spirit inspired sacred scripture and the building of the Catholic Church. The Holy Spirit inspires people to live holy lives, just like the saints did. The saints are the best example of people who are following God's laws and open their hearts and minds to be moved by the Holy Spirit. We also learned about some truly awesome saints and how you can become a saint.</p> <p>Today, we are going to discuss how we are called to live what we believe. Do you know what the Catholic Church believes? We can learn what the Church believes by studying the creeds and the major doctrines of the Blessed Virgin Mary.</p> <p>Have you ever played the game of telephone? Carla uses this analogy to help students understand how the beliefs of the church were sometimes shared incorrectly.</p> <p>The creeds were developed because there were misunderstandings about the Church beliefs and what Jesus wants us to know.</p> <p>After Jesus' death and resurrection, many people started to share the good news, just like the Apostles were doing. And just like the game of telephone, some people did not share Jesus' words correctly. This this reason, the Apostles, like St. Paul, started writing letters to groups of people. We have these letters saved and they are books in the New Testament, just as Galatians and Corinthians.</p> <p>Over time, misunderstandings continued and the church needed to explain the truths of the Catholic Church by writing down the explanations. This is how the two creeds and major doctrines came to be written.</p>
 <p>Engagement Strategy:</p> <p>Pass out Bibles and have students find these two books in the New Testament.</p>	

	<p>We are going to explore two main creeds: The Apostles Creed and The Nicene Creed. The Nicene Creed is the one we say at Mass. The Apostles Creed is the one we say when praying the rosary.</p>
<p>The Creed Explained</p> <p>Note: If your program used LANE Kids last year, your students received a detailed lesson about the two creeds in third grade.</p>	<p>This video is 2:09 (although it states 2:31). It is short; however, it has deep, wonderful content that explains our faith.</p> <p>Highlights: This video is narrated by a priest. It is well done and students should be able to easily understand the content.</p> <p>The word creed comes from the Latin word, credo, and means I believe.</p> <p>The creed is the narration of God's love for us in the story of Jesus Christ. We are not proclaiming things of the past. Jesus is alive in our lives right now. His Grace is present and abundant for all of us. <b>It is important for students to understand that even though the creed was written a long time ago, it remains our truth today.</b></p> <p>Jesus asked the Apostles, "Who do you say I am?" When we recite the Creed, we take the language of the Church and make it real to us. Our whole lives are the journey into the fulness of who Jesus is and who I can become in Him.</p> <p>The CCC 185 – We profess the creed as faith that unites us but it also propels us outward to proclaim from our lives the story of God's love for us.</p>
The Nicene Creed Song	<p>This video is 3:49 in length (but is really 3:28).</p> <p>The Nicene Creed is sung in an upbeat tune, with words and visuals that accompany it.</p> <p>One suggestion is to play it through once without stopping. Then play it a second time, stopping at</p>

	<p>certain points you are comfortable with, to have discussions about the meaning of the words.</p> <p>Remind students that this is the Creed we say at Mass. It is the binding Faith (as stated in the previous video) that we all believe.</p>
The Apostles Creed	<p>This is the first Creed written; it is shorter than the Nicene Creed and we recite this one when we say the rosary.</p> <p>This video is 1:00 in length. The narrator uses hand motions to accompany the reciting of the Apostles Creed.</p> <p>Depending on your students' engagement level, you may want to play this two times, inviting students to try the motions during the second viewing.</p>
The Doctrines of Mary	<p>This video is 2:43 in length. The words appear on the screen, along with illustrations; however, it is not narrated.</p> <p>You may want to read it for your students as it appears or have them read it to themselves, perhaps stopping at certain points you want to emphasize.</p> <p>Highlights: Remember: We do not worship Mary, we pray to her to intercede on our behalf to her son, Jesus.</p> <p>In order to help facilitate the points of this video, the following are screen snips from the video.</p> <div data-bbox="610 1539 1412 1877">  <p><b>Mary was a Jewish girl chosen by God to be the mother of Jesus</b></p> </div>

**and since Jesus is one  
with God the Father  
this also makes Mary  
the mother of God**

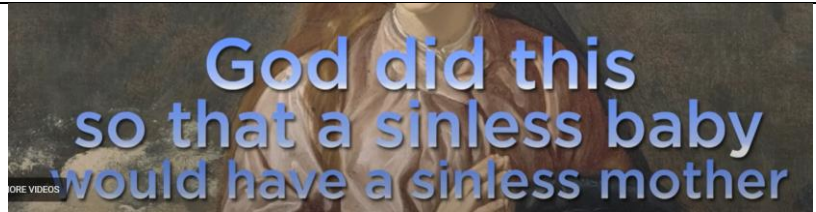
Mary was told that God had a plan for her at the Annunciation, when the angel Gabriel came from heaven and told Mary she is to be the mother of God. Mary, of course, said Yes to God.

Mary conceived Jesus not by a man, but through the Holy Spirit. Therefore, she remained a Virgin.

**JESUS HAS A  
HUMAN  
MOTHER  
AND A DIVINE  
FATHER**

Important to note: this is not the Immaculate Conception that is a Holy Day of Obligation.

The Immaculate Conception means that Mary, herself, was conceived without original sin.



Jesus loved Mary so much, that at the end of her human life, He took her body and soul into Heaven, which is called the Assumption.

**BUT WHY DO CATHOLICS PRAY TO MARY?**

The video references how we may ask a friend to pray for us when we are sick. We pray to Mary, as our mother, to help us. Again, we don't worship Mary. WE BELIEVE SHE WILL BRING OUR NEEDS TO HER SON, JESUS. MARY INTERCEDES FOR US BECAUSE SHE LOVES US.



And for saying yes to God when she could have said no.


Mary is a role model for all of us.

**DISCUSSION:** Ask students to share their thoughts about the information in this video. If they are hesitant to share, ask some questions.

Do you feel that Mary, as your heavenly Mother, can help you like your mother here on Earth?

We can pray to Mary to take our needs to her son, Jesus. What is an example of what we may need to pray to Mary about?

	<p>Mary said yes to God. What could have happened if Mary said no to God?</p>
<p>Why Should We Love Mary Video?</p>	<p>This is an animated video and is 2:34 in length.</p> <p>Highlights: A church without Mary is like an orphanage. Mary was always Jesus' disciple and was guided by His words. She will always protect us when we ask her to because a mother cares for her child and we are Mary's children.</p> <p>Mary cares for you and counsels you and is always close. Without Mary, there is no joy. She protects you from disturbances.</p> <p>Note: If you are running short on time, this is a video you could skip.</p>
<p>Lesson 10, Part 2: The Doctrines of the Blessed Virgin Mary</p>	<p>This video is 3:18 in length.</p> <p>Highlights: Carla explains there were misunderstandings about Mary. So, people in the Church met and wrote documents, known as doctrines. By defining our relationship with Mary, we reaffirm Jesus' identity.</p> <p>The 4 Doctrines (Dogmas) of Mary:</p> <ol style="list-style-type: none"> <li>1. Mary is the Mother of God.</li> <li>2. Mary is a perpetual virgin.</li> <li>3. Mary is immaculately conceived.</li> <li>4. Mary was assumed into heaven.</li> </ol> <p>The video continues by explaining these 4 points. Beautiful images also help students understand the information being shared.</p> <p>Mary is full of grace and she wants to share her grace with you.</p>
<p>The Nicene Creed Activity</p>	<p>Have this copied and cut into strips. Pass out strips to students or pairs of students, depending on your class size. Working together, read each section and place it in order on the board, wall,</p>

	<p>or on a larger sheet of paper. Consider keeping this posted in your classroom.</p> <p>Once completed, recite the Creed together.</p>
The Four Dogmas of Mary Art Response	<p>Students can color this paper.</p> <p>If you are short on time, consider using this as a warm up for the next lesson.</p>
Trinity Mobile Activity	<p>Follow the link to the directions to make this:</p> 
The Nicene Creed Printed	You can send this home with students.
Closing Prayer	Invite students to pray the Creed one more time.