

## Third Grade: Lesson 10

### The Holy Trinity

#### Lesson Objective:

The Apostles' Creed begins with our belief in the Most Holy Trinity. This lesson is dedicated to exploring our belief in one God in three Divine Persons.

#### Learning Outcome: Students will ...

- Explain the nature of the Trinity as three persons in one God -God is Father, Son and Holy Spirit (CCC 261).

#### Materials Needed:

- Prayer space items, Bible, crayons, pencils
- Copies needed: The Holy Trinity Coloring Page, Prayer Journal Page (if you don't already have journals), Holy Trinity Game (more copies prepped ahead of time if you are playing the full game. Only the questions if you are doing a whole group "trivia type" activity).

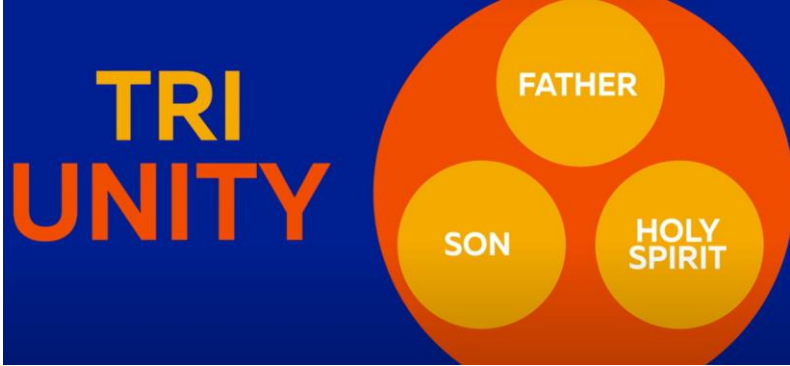
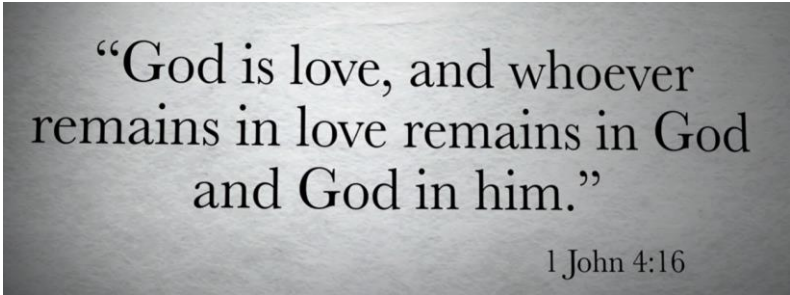
#### As Students Enter Class:

- One idea is to have copies of the Nicene Creed available for each child to read over and then take home.

#### Beginning of Class:

- Call students to your prayer space. Consider praying the Nicene Creed, as a review of last week's lesson.
- A copy of this prayer is at the end of this lesson, if you need to print copies for the students.

Lesson Order	Implementation Idea
Lesson 10 Video	<p data-bbox="634 237 1308 317">This video is 1:25 in length. It has helpful images too.</p> <p data-bbox="634 363 1409 527">Highlights: In our last session, we discussed the creeds of the Church. At the very beginning of the creeds, we state our belief in the most Holy Trinity.</p> <p data-bbox="634 573 1373 737">Jesus is the Son of God and God loves us so much, he sent Jesus to save us from our sins. Jesus teaches us about God, the Father. He said, "As Father loves me, so I also love you."</p> <p data-bbox="634 783 1409 1110">After his crucifixion and before Jesus went to Heaven, He told us that He would always be with us. He will send a spirit to love and guide us. This is the Holy Spirit. Jesus shared the Holy Spirit with the Apostles on Pentecost. The Holy Spirit helped the Apostles have the ability and the courage to travel the world teaching others about Jesus.</p> <p data-bbox="634 1157 1409 1362">When we think of God, then, we know that he is actually one God in three persons. This can be hard to understand. So, St. Patrick went to Ireland and used the shamrock with three leaves to teach people about the Holy Trinity.</p> <ul data-bbox="683 1409 1036 1530" style="list-style-type: none"> <li>• God the Father</li> <li>• God the Son</li> <li>• God the Holy Spirit</li> </ul> <p data-bbox="634 1577 1393 1698">They are all formed in love. Just as the shamrock is three unique parts in one plant, so is God, one, yet three.</p> <p data-bbox="634 1745 1406 1824">Do you remember the Sign of the Cross Prayer? This prayer also reminds us of the Holy Trinity.</p>


	<p>Ask a student to demonstrate the sign of the cross.</p> <p>When do we make the sign of the cross?</p> <p>(When we pray, when we dip our hand in holy water at church)</p>
<p>The Holy Trinity Explained</p>	<p>This video is 5:44 in length but the content ends at 5:29. It has fun images and the two hosts are humorous.</p> <p>Highlights:</p>  <p>The Trinity is a way of describing who God is. Jesus said, whoever has seen me, has seen the Father. He referred to Himself as The Son, not a son. He also described the Holy Spirit as a helper.</p> <p>The Trinity is not one person with three personalities; rather it is three persons joined as one in love.</p>  <p>Christian author, C.S. Lewis wrote: If God is love, he can't be a single person alone. He must bear within Himself a community of persons.</p> <p>God who loves</p>

	<p>----- (love between the two) Beloved (people whom God loves)</p> <p>The video then shares a brief history and explanation of how God revealed this mystery throughout time. Even though the Holy Trinity is a mystery and hard to understand, that's okay. In His fullness, God is beyond comprehension. He is more vast than we know.</p> <p>However, the Holy Trinity is a basic belief of our Catholic Faith. In Baptism we are baptized in the Name of the Father, and the Son, and the Holy Spirit. We say the sign of the cross, and so many other ways we show honor and respect for the Holy Trinity.</p> <p>BUT, think of this way: This mystery of the God in three persons, united in love, gives us several ways to get to know God!</p> <p>Loving like the Trinity is not natural for us. It's supernatural and we can't do it without God's grace. We receive all of God's grace and God Himself through the sacraments. Once we are participating in God's love, we can share it with others.</p> <p>Question: What are our seven Sacraments?</p> <p>What are your thoughts or questions about the Trinity. Take the time to allow students to work through this information.</p>
More About the Holy Trinity	<p>This short video, 1:02 in length, emphasizes the main points in the above video. It is narrated by a priest.</p> <p>Highlights: Since the Trinity is the central mystery of the Catholic Faith, we will never be able to fully explain it. St. Augustine explained it best:</p> <p>The Lover -----and the loved shared between them The Beloved</p>

	<p>God the Father gives Himself fully in love to the Son. The Son gives himself fully in love to the Father. The love is so powerful it becomes the Holy Spirit. The bond of love between the Father and the Son is the Holy Spirit.</p>
The Trinity Song	<p>This song is 2:07 in length. It is upbeat and words and pictures accompany the song.</p>
Praise the Lord	<p>This Christine in Action video is .53 in length. Words appear on the screen and there are hand motions. Depending on your students, invite them to stand up and try the movements. Consider playing the song twice.</p>
The Sign of the Cross	<p>This video is 1:07 in length. Fr. Rocky, from Relevant Radio is the narrator.</p> <p>Highlights: To make the sign of the cross we use our right hand, because Jesus sits at the right hand of the Father. There are two purposes for the Sign of the Cross: The first mystery is that God is a trinity of three persons: Father, Son, and Holy Spirit. The second is that Jesus died for us on the Cross. When you make the Sign of the Cross, you are saying that you believe that Jesus Christ is the Son of God and it gives you grace.</p>
The Sign of the Cross Continued	<p>This video is also narrated by a priest and is 2:23 in length.</p> <p>Highlights: When we look at the Mass, what is the first thing we see? We start with the Sign of the Cross. It is a Catholic gesture of loyalty to Jesus Christ and His standards.</p> <p>This dates back to Old Testament times, when the prophet Ezekiel wrote that many people were not following God's commandments but those who were, placed a black cross on their foreheads. Actually, they were writing the Hebrew letter, Tav, which means truth. (Pronounced Tau).</p> <p>By tracing the cross on our bodies, or making the Sign of the Cross, we declare that we are</p>

	loyal to Christ and the suffering love he showed us.
The Holy Trinity Coloring Page	Provide time for students to color the page. This may be a good time to ask simple questions that reviews information from today's lesson.
Prayer Journal	You can provide a prayer journal page if you do not have prayer journals assembled. Encourage students to ask God to help them remember the mystery of the Holy Spirit and to give them the ability to accept that this is a mystery.
Holy Trinity Game	<p>Depending on time and the size of your class, this game can be done in a few ways.</p> <p>One way is to just ask the questions, and whoever answers, receives a token. The person with the most tokens could perhaps receive a piece of candy or religious token. Refer to this as a trivia type activity.</p> <p>If you have the time and a small enough class, then students can play the game in groups of two or four, following the directions. It would mean more assembly prior to class.</p> <p>See tokens at the end of this lesson if you would like to use them.</p>
Closing Prayer	Select a prayer of your choosing in which to end class.

TOKENS FOR THE HOLY TRINITY GAME. COPY ON CARDSTOCK IF YOU HAVE IT AVAILABLE.



[NICENE CREED PRINTABLE FOR STUDENTS](#)