

## Third Grade: Lesson 17

### People are Special

#### Lesson Objective:

This lesson is a continuation of the previous lesson and gives children the opportunity to examine their own behaviors and relationships more deeply. It is important to give children the opportunity to share and discuss the day-to-day challenges of leading a virtuous life and strategies for opening themselves to the grace of Christ in difficult times.

#### Learning Outcomes: Students will ...

- Discuss the source of human dignity as being created in the image and likeness of God (Gen 1-2; CCC 1702).
- Recognize that God gives us the choice to see the world and others as gifts.
- Examine human relationships as being developed out of respect and love for self and others (CCC 1879-1881).
- Identify the characteristics and value of honesty, self-discipline, and respect for life, rights, and property.
- Show how our bodies reveal the person.

#### Materials Needed:

- Prayer space items, Bible, pencils, crayons
- Copies: Psalm 119:105 coloring page (optional), God's Light Shines Through Me, My Family and I are Made in God's Image, Guidelines for Using Social Media (handout for students to take home).

#### As Students Enter Class

- You may like to have a reflective coloring page ready, such as the one linked below. Encourage students to think about the meaning of this verse and to be ready to share their thoughts after opening prayer.
- [Psalm 119: 105](#)

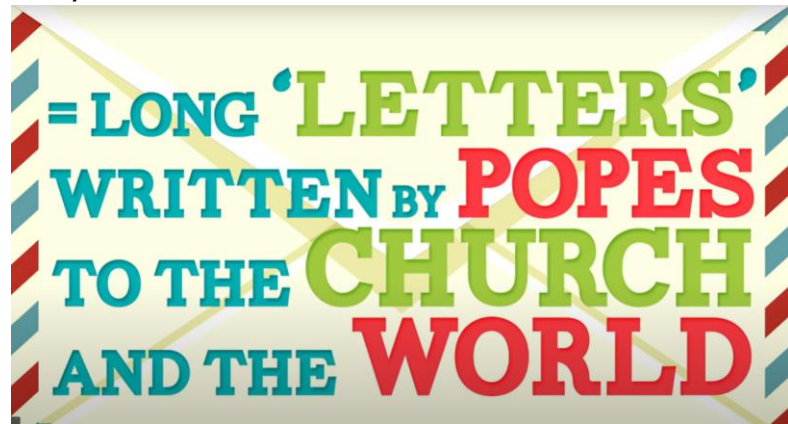
#### Beginning of Class:

- Gather around your prayer space and pray a traditional Catholic prayer that you have been focusing on.
- Ask students to share their thoughts about the meaning of Psalm 119, verse 105.

Lesson Order	Implementation Ideas
Lesson 17 Video	<p>This video is 2:06 in length.</p> <p>Highlights: In our last session, we examined our behaviors and relationships more deeply. We discussed how we need to face our day-to-day challenges and choose to do good. We need to turn toward God and away from the devil.</p> <p>Living virtuously means we live for Jesus and follow His commands. Each person is created in the image and likeness of God. This is the source of our human dignity. When we realize this, we know each person, young, old, all races, ALL people are to be loved and respected, with an attitude of kindness and generosity. This is how we live according to the dignity of God.</p> <p>When we talk of living counter-culturally, we mean that not everyone recognizes each person's worth. It is important to find good media and to stay away from things that add junk into our minds and hearts.</p> <p>Matthew 5:8 – Happy are the pure of heart. They will see God.</p>
You are Special Meditation	<p>This video is 2:00 in length.</p> <p>Highlights: When you use your gifts from God, you can serve Him by serving others. When you pray for other people, you serve God.</p> <p>The video guides students to think about ways different people can serve God.</p> <p><b>DISCUSS: What did they hear and see in the video? How do others serve God? How can you serve God?</b></p>
What is Catholic Social Teaching?	<p>This video is 2:57 in length and is <u>not narrated</u>.</p>

Students will have to read quickly as the words appear on the screen. You can always stop the video to catch up and/or discuss.

Catholic Social teachings are writings from Popes and other Catholic leaders, often called Encyclicals.



SOCIAL – means issues that affect society, such as poverty, hunger, immigration, worker’s rights, trade, and the environment.

CST is not boring, rather it is radical because if everyone put these words into action, it would transform the world in a very positive way.

CST reads the signs of the times considering scripture. For example, Jesus said: Give them something to eat. (Matt. 14:16). In the 1960’s, Pope Paul sees poverty on his travels. His encyclical quoted St. Ambrose: The Earth belongs to everyone, not to the rich.

Today, CST still challenges the world.

**“MONEY MUST  
SERVE,  
NOT RULE”**



**POPE FRANCIS**  
**EVANGELII GAUDIUM, 58**

The video looks at a few social issues in our world today.

## **OPTION FOR THE POOR**

**WE SHOULD ‘OPT’  
(CHOOSE) TO PUT THE  
POOREST AND MOST  
VULNERABLE PEOPLE  
FIRST**

**THIS TURNS SOCIETY  
ON ITS HEAD**

**POOR AND  
VULNERABLE  
PEOPLE**

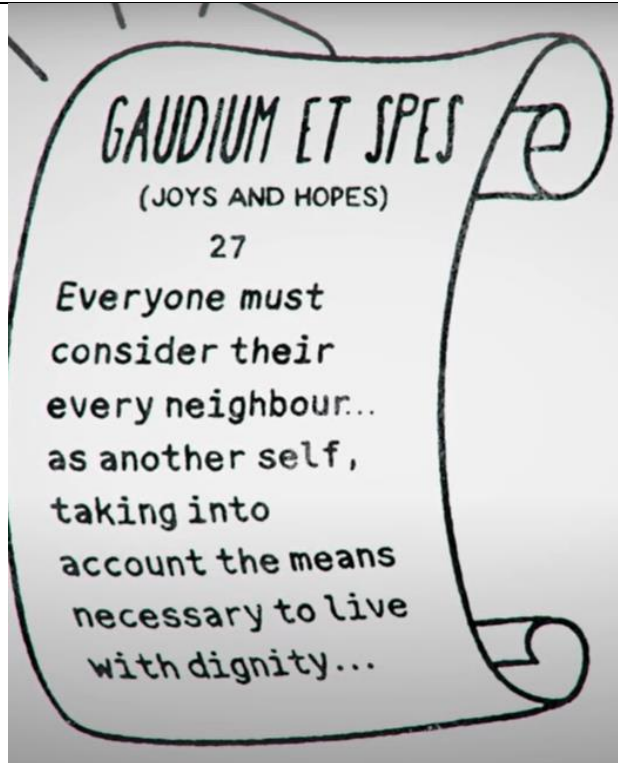
**RICH AND  
POWERFUL  
PEOPLE**

## **COMMON GOOD**

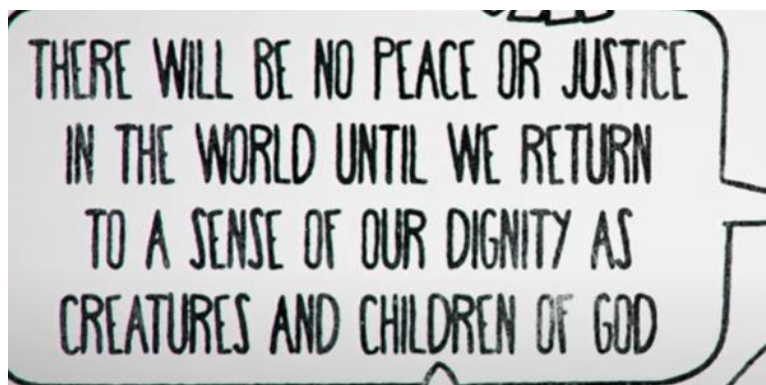
**COMMON MEANS  
EVERYONE’S  
INCLUDED**

**STOP AND DISCUSS: What are your thoughts about Catholic Social Teaching?**

	<b>What is good about it? Is there anything wrong or bad about it?</b>
Human Dignity	<p>This video is 3:00 in length but ends at 2:47.</p> <p>Highlights: This sketchpad video poses questions about human dignity and then answers them with the Catholic perspective.</p> <p>A key principle of Catholic Social Teaching is human dignity. Genesis 1:26-27 says human beings are made in the image and likeness of God. The Catechism of the Catholic Church states that every human person created in the image of God has the natural right to be recognized as a free and responsible human being.</p> <p>What does this mean?</p> <p>Human beings don't actually look like God, but we reflect God. For Example: We have the abilities to be creative, make decisions, and love.</p> <p>Vatican II document states:</p>



Catholics believe that human life is sacred, a gift from God and we are all God's children.



How can we respect human dignity?

- Consider other peoples' feelings
- Pray for them
- Uphold their rights
- Act in solidarity
- Care for the Earth

**QUESTIONS AND REFLECTION:**

	<p><b>How does knowing that you reflect God make you feel? Act?</b></p> <p><b>Why is it important to respect human dignity?</b></p>
Introduction to the Activities	<p>This video is .40 in length.</p> <p>Highlights: In today's activities, consider how God gives us the choice to see others in the world as gifts. How we reveal ourselves to the world reflects God's light. By being the person God made you to be, is one way you allow God's light to shine through you.</p>
God's Light Shines Through Me Activity	<p>Students are to draw a Jack-O-Lantern face on the blank pumpkin, to show God's light that can shine through us. Students are encouraged to use bright, happy colors, and to draw a kind face.</p> <p>Help students to see this is not a Halloween activity but is a way for them to understand that just like a candle in the jack-o-lantern shines the light through the carved-out face, God's light can shine through us by our words and actions.</p>
My Family and I are Made in God's Image	<p>Students will make a book of their family, describing the roles that have been given by God and what characteristics of each person reflect God's image.</p>
Guidelines for Using Social Media	<p>If you have time, review the information on this page before you send it home. Encourage students to review this page with their parents and to visit the USCCB Website listed at the top of the page.</p>
Closing Prayer	<p>Gather around your prayer space and model a prayer of thanksgiving, thanking God for one or two character traits that you have that reflect his</p>

	goodness. Encourage each student to do the same.
--	--------------------------------------------------