

## 4<sup>th</sup> Grade: Lesson 9 – How the Church Began and What Role Did the Holy Spirit Have

### Lesson Objective:

These outcomes help the children learn that Jesus' work on earth continues through the power of the Holy Spirit in and through the Church. The book of Acts of the Apostles recounts the first 30 years of the Church, and children should be guided to see what the first disciples did to make the Church grow. These first disciples serve as a model for us. In addition, children are introduced to saints who played a key role in the growth of religious life over the course of history. They too serve as models for a life of discipleship.

### Learning Outcomes: Students Will ...

- Discuss the role of the Holy Spirit in the birth and growth of the Church (CCC 688).
- Outline the growth of the early Church beginning with the Acts of the Apostles (the role of Saints Peter & Paul and the apostles) (Acts 2-5; 8-10; 13, 15).
- Explain the relationship of the parish to the diocese (CCC 2179).
- Identify saints who lived the beatitudes and assisted in the growth of religious life in the church (i.e., St. Anthony the Hermit, St. Benedict & St. Scholastica; St. Francis of Assisi & St. Clare, St. Catherine of Siena, St. Dominic, St. Ignatius Loyola, St. Maximilian Kolbe, St. Teresa of Calcutta).

### Materials Needed:

- Prayer space items, Bible, pencils or pens, plan paper, crayons
- Copies Needed: St. Paul's Mission Journey Map, Saint Report, Saint cards/information, Holy Spirit Activity

### As Students Enter Class:

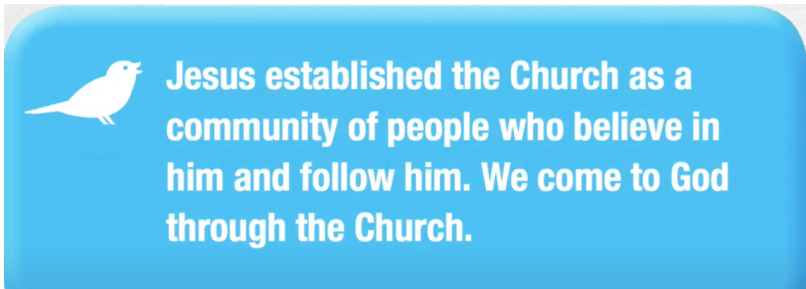
- Provide a piece of plain paper and ask students to fold it into 4ths. In each square, have them write the names of the 4 Gospel writers that they learned about last week. They can draw or write anything they remember about the Gospels or the writers.

### Beginning of Class:

- Gather students around the prayer space and ask one student to select a traditional Catholic prayer to recite all together. Then invite students to share prayer intentions for people in their lives that need extra prayers.

Lesson Order	Implementation Ideas
Lesson 9 Video	This video is 1:55 in Length.

	<p>Carla reviews the four Gospel writers and then moves into today's lesson.</p> <p>Highlights: Jesus founded the Church with the help of the Holy Spirit. We know that Matthew, Mark, Luke, and John, wrote the gospels and shared all about Jesus' life. The next book in the Bible after John' Gospel is the Acts of the Apostles. We learn how the Apostles shared the life of Jesus throughout the land and they lead us through the first 30 years of the Church!</p> <p>The Catholic Church first began at Pentecost. Remember that Pentecost is when the Holy Spirit came upon the Apostles while they were in a room altogether. The Holy Spirit gave them the courage and ability to spread the good news to everyone they could. They became our first priests and this is when our Church began.</p> <p>So, you see that the Holy Spirit had a major role in the birth and growth of the Catholic Church.</p> <div data-bbox="621 997 1323 1480"> <p>Here are some ways the Holy Spirit works in the Church</p> <p>You can read more about these in the Catechism of the Catholic Church starting in paragraph 688</p> <ul style="list-style-type: none"> <li>• Inspired the writing of Sacred Scripture</li> <li>• Inspired the Church Fathers and the Tradition of the Church</li> <li>• Inspired and continues to inspire the Church's Magisterium: the governing body of the Church</li> <li>• Inspired and continues to inspire the Sacramental liturgy and especially in Communion</li> <li>• Through the gifts and charisms the Spirit bestows on all the baptized</li> <li>• Through building the Church in its missionary life</li> <li>• Through the witness of the saints who manifest holiness and continues the work of salvation</li> </ul> </div>
<p>Video: What is the Church</p>	<p>This video is 1:54 in length. It has three people who discuss their roles in the Church: A priest, a nun (religious), and a youth group volunteer.</p> <p>The priest's main point was that we don't have to be amazingly talented in something in order to do God's work. Christ can use the smallest of talents.</p>

	<p>The sister (nun) refers to herself as a religious person. Her message for young people is that it is beautiful to try and be holy. It's possible to be holy if you find what God wants you to be. The call for holiness is for everyone. Will make you happy, even when you have crosses to bear.</p> <p>The volunteer explained how she enjoys working with the youth in her parish.</p> <p>All three people have different roles in the Church.</p> <div data-bbox="620 690 1421 976">  <p><b>Jesus established the Church as a community of people who believe in him and follow him. We come to God through the Church.</b></p> </div>
<p>Video: Pentecost and the Holy Spirit</p>	<p>This video is 1:38 in length. It is animated and the pictures will help students understand the concepts, while encouraging them to pay attention.</p> <p>The Holy Spirit is the third person of the Holy Trinity and is an essential part of God. St. Thomas Aquinas wrote that the Holy Spirit is the love breathed between the Father and the Son.</p> <p>The Holy Spirit strengthens us by bringing us closer to Jesus. Jesus is with us now, living inside us by the gift of the Holy Spirit.</p> <p>The gifts of the Holy Spirit are strengthened within us when we are Confirmed in 8<sup>th</sup> grade.</p>

	<div data-bbox="621 197 1101 760" data-label="Image"> </div> <ul style="list-style-type: none"> <li>• The Holy Spirit helps us know our faith and understand our friendship with Jesus.</li> <li>• The Holy Spirit gives us fortitude to fight for the faith and what is right.</li> <li>• It provides counsel to us, which helps us make good choices.</li> <li>• Piety and Fear of the Lord help us make God the most important person in our lives.</li> </ul>
Lesson 9 Part 2	<p>The 7 Gifts of the Holy Spirit: Carla lights a candle for each gift and briefly explains what each gift gives us.</p> <ol style="list-style-type: none"> <li>1. Wisdom</li> <li>2. Understanding</li> <li>3. Counsel</li> <li>4. Fortitude</li> <li>5. Knowledge</li> <li>6. Piety</li> <li>7. Fear of the Lord</li> </ol> <p>Discussion Question: Why are the gifts of the Holy Spirit important to us? How do they help us?</p> <p>One suggestion is to have students draw or sketch what the Holy Spirit is and how it helps us. This could give</p>



	<p>them a creative outlet, which will help them remember the gifts of the Holy Spirit.</p>
What is a Saint?	<p>This short video (2:00) explains what a saint is.</p> <p>Saint comes from the Latin word Sanctus. To be a saint, means to place the love of God above anything else. Saints make a conscious choice to follow God. In order for the Catholic Church to honor someone as a saint, they must have a miracle attributed to them. A miracle is something extraordinary that happens that cannot be medically or scientifically explained.</p> <p>This is why doctors and scientists help with the documentation of miracles attributed to a person.</p> <p>It is our vocation to become a saint. Remember, we have free will, which gives us the choice to accept the love of God and follow Him or to reject this love.</p> <p>Discussion: Did you realize that God is calling you (all of us) to become a saint? Do you truly believe you have the ability to become a saint?</p>
How Does one Become a Saint?	<p>This video is 2:51 in length. It explains the steps our Church takes to acknowledge someone as a saint.</p> <p>Note: When we say someone is a saint, we believe they are in heaven and can pray for us. We can pray to them for help and guidance.</p> <p>When all the steps of documentation are ready and accepted, the person is first called a Servant of God.</p> <div data-bbox="617 1501 1421 1757"> <p><b>1. SERVANT OF GOD</b></p> <p><b>PERSON FOUND TO BE VIRTUOUS ON THE BASIS OF WRITINGS, SPEECHES AND EYEWITNESS ACCOUNTS.</b></p> </div>

	<p>Step 2: Venerable – The person is recognized as having lived a humanly good life with Christ in every step/journey in their life.</p> <div><h2>2. VENERABLE</h2><p>PERSON FOUND TO HAVE PRACTISED THE VIRTUES OF FAITH, HOPE, CHARITY, PRUDENCE, TEMPERANCE, JUSTICE AND FORTITUDE TO A <small>HEROIC</small> DEGREE.</p></div> <p>Step 3: Proclamation of being referred to as Blessed. There must be a sign that the person is in Heaven by a person who prayed for intercession and a miracle occurred.</p> <p>Step 4. A second miracle is attributed to that particular person and then he or she will be given the title of Saint by the Pope.</p> <div><h2>4. SAINT</h2><p>ANOTHER MIRACLE HAS BEEN PERFORMED AT THE INTERCESSION OF THE PERSON.</p></div>
Lesson 9 Part 3	<p>This video is 1:11 in length. Carla explains that in the Book of Acts, Saints Peter and Paul travel and share the Good News with all people. They also wrote down their stories. After they died, the Catholic Church continued the Mission of Jesus, through the written word and by other people's evangelization (sharing what they know about God the Father, God the Son, and God the Holy Spirit).</p> <p>Saints are people who live their lives in holiness and help grow the church in extraordinary ways. Saints have many things in common, such as their love for God and</p>

	<p>the great efforts they go to live their life for Jesus. And, of course, by sharing the Good News (that Jesus is our Lord and Savior and died on the Cross for our sins).</p>
Movement Break	<p>This is a good time for a stretch and movement break.</p> <p>Encourage students to share their thoughts about all they have heard and learned so far!</p> <p>There is a lot of great information here and we want to revisit the learning objectives to help students remember the important points.</p> <p>Question: Do you think the Holy Spirit helps people become Saints? If so, how?</p>
St. Paul's Journey Map	<p>Review this with the students; encourage them to share what they notice about St. Paul's Journey.</p> <p>How do they think St. Paul was able to travel so far in order to share the Good News?</p> <p>Who helped Him? (Holy Spirit, God, Jesus)</p>
Holy Spirit Activity	<ul style="list-style-type: none"> <li>• Use Acts 2-5; 8-10; 13, 15 to help with this activity.</li> <li>• Students can work in pairs or you can do it orally as a whole group.</li> </ul>
Saint Report	<p>See the printable Saint facts attached to this lesson plan.</p> <p>Consider reading the information out loud while students look at the Saints Fun Facts that you are reading.</p> <p>Suggestion: Have enough copies of each for two people to share.</p> <p>After reading and discussing the Saints, encourage each student to pick a saint that speaks to them. They will use their Saint Card to do their report.</p> <p>*Consider saving these to be posted on a bulletin board in Church*</p> <p>This could take longer than you have time for. One thought is to start it today and then have students finish at the beginning of your next class.</p>

Saint Game	<p>Depending on the amount of time you have, please follow the directions to play the game. You will need to print and organize before class begins.</p> <p>4<sup>th</sup> Grade Lesson 9</p> <p>Saints Game instructions</p> <p><b><i>Saints Card Game Activity</i></b></p> <p>Celebrate the lives of the saints during Ordinary Time with a <b><i>Saints Card Game Activity</i></b>, for 2-6 players.</p> <p>To make a set of playing cards: print the first four pages of the <b><i>Saints Card Game Activity</i></b> download <u>twice</u>. Use page five, the last page of the download, as the back for pages one through four. Then, cut out each card on the dashed line. Remove from the deck one of the Mary, Mother of God cards so that each saint in the deck has a matching pair, except for Mary, Mother of God. Shuffle the deck.</p> <p>To play: Dealer shuffles and deals all cards to players so that no cards remain. Player discards any matching saint pairs face up. Players then take turns offering their hand facedown to the player seated left, who selects any card and adds it to hand, discarding any pairs formed. The game continues in this way until all pairs have been discarded except the last single and unmatchable card featuring Mary, Mother of God. The player holding this card wins; he or she holds the card of the greatest saint.</p>
Closing Prayer	<p>Invite students to gather around the prayer space and ask them to offer up a prayer of thanksgiving for a saint they learned about today.</p>


# SAINTS FUN FACTS

by John Sheppard

Raised as a Christian in a rich family, he became a bishop. In a vision, God appeared to him and told him to flee. To avoid persecution, he lived in the hills with sick animals and cared for them.

He was later captured and while imprisoned, cured a boy choking on a fish bone.

He was ordered to be killed for refusing to renounce his faith and love of God.



*St. Blaise*

(C) 2009 John Sheppard - Distributed by Catholic Online - [www.catholic.org](http://www.catholic.org)

# SAINTS FUN FACTS

by mario d. macari

**S**AIN**T** BENE**DICT** WAS A MERE TEENAGER WHEN HE LEFT THE SINFUL WORLD IN 497 TO LIVE LIFE FASTING AND PRAYING IN THE INACCESSIBLE DESERT MOUNTAINS. HE WAS THEREFORE QUITE SURPRISED ONE DAY TO SEE A PRIEST BEARING FOOD APPEAR IN THE REMOTE REGION. "IT'S EASTER DAY!," THE PRIEST SAID, "SHARE THIS FEAST WITH ME!"

AFTER PRAYING AND EATING TOGETHER, THE YOUNG SAINT WONDERED WHY THE PRIEST HAD FOUND HIM.

AS HE WAS ABOUT TO SIT DOWN TO HIS DINNER THAT DAY, THE PRIEST REPLIED, HE HAD HEARD A GENTLE VOICE SAY: "YOU ARE PREPARING FOR YOURSELF A BANQUET, WHILE MY SERVANT BENE**DICT** IS DISTRESSED WITH HUNGER." THE PRIEST IMMEDIATELY PACKED UP THE MEAL AND SET OUT LOOKING FOR BENE**DICT**!



ari - Distributed exclusively by Catholic Online - [www.catholic.org](http://www.catholic.org)



# SAINTS FUN FACTS

by John Sheppard

When he was 30 years old he began preaching on the banks of the Jordan river against the evils of the time. He attracted very large crowds.

He called men to penance and baptism for the "kingdom of Heaven" was close at hand.

It is I  
who should be  
baptized by  
You.



*John the Baptist*

(C) 2009 John Sheppard - Distributed by Catholic Online - [www.catholic.org](http://www.catholic.org)

## SAINTS FUN FACTS

by John Sheppard

As a child, St. Catherine Siena had mystical experiences, seeing guardian angels of others. She was a Dominican and one of the most brilliant theological minds of her day. She continued to have visions of Christ, Mary and the Saints. She was given the Stigmata which became visible after her death. St. Catherine's letters are considered the most brilliant writings in the history of the Catholic Church.



(C) 2012 John Sheppard - Distributed by Catholic Online - [www.catholic.org](http://www.catholic.org)



# SAINTS FUN FACTS

by John Sheppard

St. Clare was the foundress of the "Poor Clares", an order of nuns. After listening to St. Francis of Assisi preach, she was moved to imitate him and serve Jesus. St. Francis himself cut her hair short and gave her a rough brown robe to wear.

She and her fellow nuns wore no shoes, ate no meat lived in a poor house and kept silent most times.

She carried the Blessed Sacrament to the walls of the convent to ward off attackers. She dropped to her knees and prayed and the attack was aborted. Her feast day is August 11th.




(C) 2009 John Sheppard - Distributed by Catholic Online - [www.catholic.org](http://www.catholic.org)

# SAINTS FUN FACTS

## Saint Francis of Assisi

was a wealthy young man of privilege, served as a soldier and was a prisoner of war. He heard God's call and went on to be one of the most venerated Catholic saints. He designed the first Nativity set and was the first man ever recorded to receive the Stigmata, the wounds of Christ.



(C) 2014 Distributed by Catholic Online [www.catholic.org](http://www.catholic.org) Written & Illustrated by John Sheppard

# SAINTS FUN FACTS

by John Sheppard



St. Ignatius of Loyola was born in Spain. He was a soldier in the Spanish Army in wars against the French.

After the military he studied the saints and decided to be a soldier of the catholic faith. He finished his degree at age 43. Along with St. Francis Xavier and seven other students, started The Society of Jesus, or Jesuits in 1534.

He died at the age of 65

# SAINTS FUN FACTS

by John Sheppard

St. Therese Lisieux was a young Carmelite nun who devoted her life to loving God. As a permanent novice, she would never be able to perform great deeds. She did however scatter flowers, each flower a little sacrifice and a little action for God and love.

After not feeling well for sometime, she became gravely ill.

She remained silent and cheerful until the end and passed away at the age of 24.

St. Therese is one of patron saints of the missions.



(C) 2009 John Sheppard - Distributed by Catholic Online - [www.catholic.org](http://www.catholic.org)